

# 80LS-165LS CONNECTION DIAGRAMS

## Connection diagrams for drum motor cable connection 80LS - 165LS ELB - only single voltage

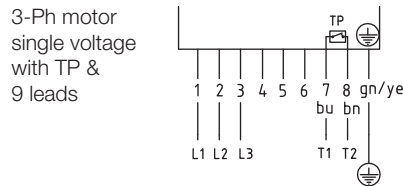
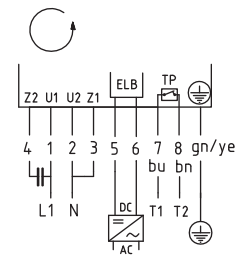
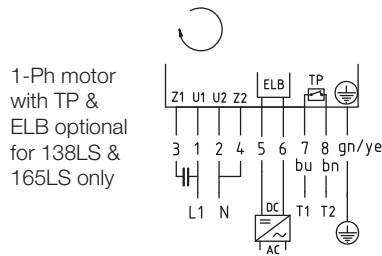
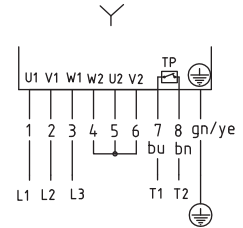
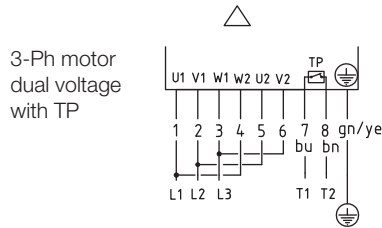
Lead numbers for standard turning direction clockwise.

TP - Thermal protector T1 & T2

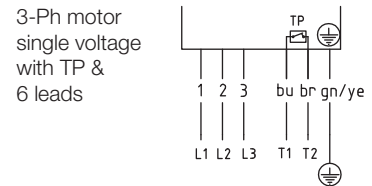
ELB - Electromagnetic brake B1 & B2

### Color code

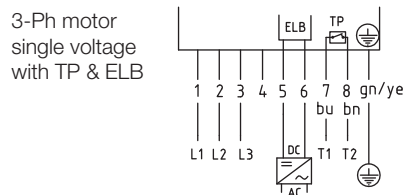
- gn - green
- ye - yellow
- bu - blue
- bn - brown



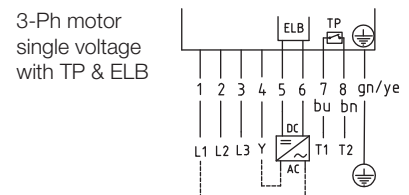
Lead 4,5,6 not used



Lead 4 not used



Lead 4 not used



Use lead 4 for internal ELB only!